

Academic Audit Committee Report

Shri Vijaysingh Yadav College of Arts PETH-VADGAON ,PETH-VADGAON

Infrastructure Information

Sr.N	Criteria	Marks Allotted	Observation	Marks Obtained	Committee Marks
	Class rooms				
1	Adequate well furnished class rooms as per University/Apex body norms · Required No 15 Class Room · Available No 15 Class Room · ✓ Adequate (10) Marks · Less than Adequate (5) Marks · Not Adequate (0) Marks	10	Yes	10	10
2	Virtual Classroom with utilization · ✓ If Yes (2) Marks · No (0) Marks	2	Yes	2	0
3	Number of classrooms with ICT Facilities · Above 50% facilities (5) Marks · More than 25% facilities (3) Marks · ✓ More than 10 % (2) Marks	5	Yes	2	2
	Laboratories				
1	No. and Size of Laboratories as per University Norms/Apex body · Required No 08 · Available No 10 · ✓ Adequate (5) Marks · Less than Adequate (3) Marks · Not Adequate (0) Marks	5	Yes	5	5
2	Laboratory equipments available as per University /Apex body norms · ✓ Adequate (5) Marks · Less than Adequate (3) Marks · Not Adequate (0) Marks	5	Yes	5	5
3	Computers available as per University/Apex body Norms · ✓ Adequate (5) Marks · Less than Adequate (3) Marks · Not Adequate (0) Marks	5	Yes	5	5
	Library				
1	Books in the library (1:5 Students: Books) (For Professional Course, as decided by the apex bodies) · ✓ A) Reference Text Books (3) Marks · ✓ B) Periodicals (1) Marks · ✓ C) News papers (1) Marks	5	Yes	5	5
2	Journals · ✓ i. International (Two each) (2) Marks · ✓ ii. National (Two each) (2) Marks · ✓ iii. E journals (Two each) (1) Marks	5	Yes	5	5

3	Digital Library Facilities: (E Journals /CD's/ DVD's/ Infinite/ Delnet etc.) ·√ Adequate (5) Marks · Sufficient (3) Marks · Insufficient (0) Marks	5	Yes	5	5
4	- ·√ Internet Facility provided to staff & utilization (2) Marks	2	Yes	2	2
5	- ·√ Internet Facility for student with time table & utilization (2) Marks	2	Yes	2	2
6	- ·√ Book Bank Facility (2) Marks	2	Yes	2	2
7	Library is automated ·√ Fully automated (5) Marks · Partially automated (3) Marks	5	Yes	5	5
8	Reading Room ·√ A) Student (3) Marks ·√ B) Faculty (1) Marks	4	Yes	4	3
9	Budget allocated for purchase of books and journals during the year ·√ A) 2% or more than 2% of total budget excluding salary (3) Marks · B) Up to 2% of total budget excluding salary (1) Marks	3	Yes	3	3
	Faculty				
1	No. of required Teaching Faculty ·A. 100% Appointment- (14) Marks ·√ B. 76% to 99% Appointment- (10) Marks ·C. 51% to 75% Appointment (8) Marks ·D. Below 50% Appointment- (0) Marks	14	Yes	10	10
2	- ·√ Faculties deputed / sponsored for the improvement of academic qualification during last year. (3) Marks	3	Yes	3	3
	Sports				
1	Gymkhana (with All Facilities) ·√ A) Separate Room – (2) Marks ·√ B) Indoor - (2) Marks ·√ C) Outdoor (2) Marks	6	Yes	6	4
2	Well Equipped Playground ·√ A) Own - (4) Marks ·B) Rented - (2) Marks ·C) On contract basis (1) Marks	4	Yes	4	4
	Curricular and extracurricular activities				
1	- ·√ 1. Separate room for N.S.S. (2) Marks ·√ 2. Separate room for N.C.C (2) Marks	4	Yes	4	4
2	Facilities for extracurricular & Cultural ·√ Activities (4) Marks ·Adequate (3) Marks ·Sufficient (2) Marks	4	Yes	4	4

Laboratory and Laboratory equipments are not applicable to the college/Department, then consider 90 Marks for input and convert it accordingly

Grade :-

81% and Above = A+

71% to 80% = A

61% to 70% = B

51% to 60% = C

50% and Below = D

	College Marks	Committee Mark
Total Marks :-	100.00	
Mark's of obtained :-	93.00	88.00
Percentage Of marks :-	93.00%	88.00%
Grade :-	A+	A+

B:Process (300 Marks)

Sr.N	Criteria	Marks Allotted	Observation	Marks Obtained	Committee Marks
	Teaching-Learning and Evaluation -				
1	The institution assesses the learning levels of the students, after admission and organizes special programs for advanced learners and slow learners ·√ Advanced Learners Program : (5) Marks ·√ Slow Learners Program : (5) Marks	10	Yes	10	7
2	Student centric methods, such as experiential learning, participative learning and problem solving methodologies etc. are used for enhancing learning experiences (02 Marks for each method –	30	Yes	30	25
3	Percentage of teachers using ICT for effective teaching with Learning Management Systems (LMS), E-learning resources etc ·√ 96 % to 100% Teachers (20) Marks ·76 % to 95 % Teachers (15) Marks ·51% to 75 % Teachers (10) Marks ·26 % to 50 % Teachers (5) Marks ·25 % & Less Teachers (2) Marks	20	Yes	20	20
4	Ratio of mentor to students for academic and stress related issues (Total Teacher : Total Students) (Mentor : Mentee) ·√ Mentor: Mentee Ratio (1:50) - (5) Marks ·Mentor: Mentee Ratio (1:75) - (3) Marks ·Mentor: Mentee Ratio (1:100 & Above) - (2) Marks	5	Yes	5	5

5	<p>Number of capability enhancement and development schemes</p> <p>·A. Guidance for competitive examinations Online State level workshop on Competitive Exam. Participated students online workshop on Competitive Exam. Participated students online webinar on Competitive Exam.</p> <p>·B. Career Counseling Online Workshop on Career opportunity in Sociology Online Invited talk Career Opportunity in Political Sciences Online Invited talk Career Opportunity in Languages Online Invited talk Career Opportu</p> <p>·C. Soft skill development Soft Skill 1)Certificate Course in Maintenance of Electrical Applications 2) Capsule Course On Leadership Skills 3) Certificate Course in Youth Leadership Development 4) Online Webinar on Life S</p> <p>·D. Remedial coaching Slow Learners</p> <p>·E. Language lab 1) Certificate Course in Spoken English 2)Online Quiz on Communication Skill</p> <p>·F. Bridge courses</p> <p>·G. Yoga and Meditation 1) International Yoga Day 2) Webinar on Laughter Yoga</p> <p>·H. Personal Counseling Counselling Committee</p> <p>·I. Brain Storming 3) Essay Competition on World Aids Day ,</p> <p>·J. Any other 1) webinar on online Teaching learning and Syber Security 2) Job Opportunities in IT Sector</p> <p>·√ 10 or more of the above (20) Marks</p> <p>·Any 6 of the above (16) Marks</p> <p>·Any 5 of the above (12) Marks</p> <p>·Any 4 of the above (8) Marks</p> <p>·Any 3 of the above (4) Marks</p>	20	Yes	20	20
6	<p>The Institution ensures effective curriculum delivery through a well planned and documented process</p> <p>·√ Teaching Plan – (2) Marks</p> <p>·√ Departmental meeting record for distribution of workload, timetable etc.- (1) Marks</p> <p>·√ Feedback- (2) Marks</p>	5	Yes	5	5
7	<p>Augmentation of Physical Infrastructure like classrooms, laboratories, library, computer equipments, etc. during the year</p>	5	Yes	5	5
8	<p>Upgradation on Laboratory equipments during the year</p>	5	Yes	5	5
9	<p>Expenditure for purchase of books & Journals, CD's DVD's etc. during the year.</p>	3	Yes	3	3
10	<p>Expenditure for e-journals and online library during the year.</p>	2	Yes	2	2
11	<p>New Courses introduced of the total number of courses across all Programs offered during the year.</p> <p>·√ Above 5 (10) Marks</p> <p>·Between 3 to 5 (5) Marks</p> <p>·Below 3 (3) Marks</p>	10	Yes	10	3

12	Number of value-added courses imparting transferable and life skills offered during the year · 100% Departments with at least one Value added Course (20) Marks · 76 % to 95 % (15) Marks · ✓ 51% to 75 % (10) Marks · 26 % to 50 % (5) Marks · 25 % & below (2) Marks	20	Yes	10	10
13	Institution has created an eco system for innovations including Incubation centre and other initiatives for creation and transfer of knowledge · <input type="checkbox"/> Established Incubation centre - (3) Marks · <input type="checkbox"/> Institution has created an eco system and Other initiatives for creation and transfer of knowledge - (2) Marks	5	No	0	0
14	Number of functional MoUs with institutions of National, International importance, other Universities, Industries, Corporate Houses etc. during the year (1 Mark for one functional MoU) (Maximum 10 Marks) · MoUs with institutions of national, international importance 08 · MoUs with Other Universities · MoUs with Industries & Corporate Houses 01	10	Yes	9	9
15	Number of linkages for faculty exchange, student exchange, internship, field trip, on-the-job training, research, etc during the year (1 Mark for each activity) · Number of linkages for faculty exchange 01 · Number of linkages for student exchange 01 · Number of linkages for internship · Number of linkages for field trip · Number of linkages for on-the-job training · Number of linkages for research etc	10	Yes	2	2
16	Percentage of students undertaking field projects / internships · ✓ 76% to 100% (10) Marks · 51% to 75% (5) Marks · 1% to 50% (3) Marks	10	Yes	10	10
17	Participation of College in different sports events of the university during last year. (Per Sport activity 1 Mark)	10	Yes	10	0
18	Organization & Participation Technical Quiz / Seminar / Paper presentation / Project competition / Cultural events during last year (Per Event 1 Mark)	10	Yes	10	10
19	Number of extension and outreach programs conducted in collaboration with industry, community and Non - Government Organizations through NSS/NCC/Red cross/YRC etc., during the year (Number of extension and outreach programs conducted) (1 Mark per activity)	10	Yes	10	10
20	Percentage of students participating in extension activities with Government Organizations, Non-Government Organizations and programs such as Swachh Bharat, Aids Awareness, Gender Issue, etc. during the year · 1% to 25% (4) Marks · ✓ 26 % to 50% (10) Marks · 51 to 75% (12) Marks · 76% to 100% (15) Marks	15	Yes	10	10
21	Use of Learning Management System	5	Yes	5	0
22	Contribution in Lead College Scheme · ✓ By college as Participant (5) Marks · By College as Conducting authority (3) Marks	5	Yes	5	5

23	Contribution in SUK Journals	5	Yes	5	0
24	No. of Faculty Members assisted for university assessment Total Answer book by each faculty member ·√ Assessed more than 50% their students admitted in college (5) Marks ·Assessed less than 50% their students admitted in college (3) Marks ·Assessed exactly admitted students in their college (2) Marks	5	Yes	5	5
25	Participation in Cultural Programme ·International Level/National Level (3) Marks ·√ State Level & University Level (2) Marks	5	Yes	2	2
26	Participation of University sponsored schemes at college level	5	Yes	5	5
	Research -				
1	Financial Assistance provided from college to faculty for research	5	No	0	0
2	Organizing workshops / seminars for inculcating research habits amongst teachers	5	Yes	5	5
3	Incubation centers in the Institutions	3	No	0	0
4	Leave and other incentives provided to teachers for research	3	No	0	1
5	The teachers benefited under FIP scheme of UGC during last three year.	5	No	0	0
6	Workshops / seminars organized during last three years for inculcating research habits amongst students	3	Yes	3	3
7	Research competitions, quiz etc. organized for students during last three years	5	Yes	5	5
8	Motivation for participation to students in research events like Avishkar etc.	3	Yes	3	3
9	Financial assistants provided to students for research activities from the institution	5	Yes	5	5
10	Participation in SUK sponsor research Scheme	5	Yes	5	5
11	Prospective Plans achieved by the College	2	Yes	2	2
	Sports -				
1	Sports Scholarship / Financial assistance provided to students.	3	Yes	3	3
2	Extra coaching provided to sportsman for particular Sports.	3	Yes	3	3
3	Financial assistant for dietary food, travelling etc. to sports students.	3	Yes	3	3
4	Organized workshops / Seminars for sports students.	2	Yes	2	0

Grade :-

81% and Above = A+

71% to 80% = A

61% to 70% = B

51% to 60% = C

50% and Below = D

	College Marks
Total Marks :-	300.00
Mark's of obtained :-	252.00
Percentage Of marks :-	84.00%
Grade :-	A+

Committee Mark

290.00

216.00

72.00% 74.78%

A

* Metric No. 17 from the B (Process) is excluded for the total score of the grade as per the recommendation given by Affiliation T-2 from Shivaji University, Kolhapur.

C:Output (100 Marks)

Sr.N	Criteria	Marks Allotted	Observation	Marks Obtained	Committee Marks
1	Average result of final year of last year. ·√ 91% to 100% Result (10) Marks ·81% to 90 % Result (8) Marks ·71% to 80% Result (6) Marks ·61% to 70% Result (4) Marks ·60% & Below Result (2) Marks	10	Yes	10	10
2	No. of students passed in first class and above in final year(last year) ·√ 71% to 100 % (5) Marks ·51% to 70 % (3) Marks ·26% to 50 % (2) Marks ·25% to 1 % (1) Marks	5	Yes	5	5
3	No. of students in University merit list in final year (last year) (1 Mark for each student in Merit List) (Maximum 5 Marks)	5	No	0	5
4	Percentage of student progression to higher education (previous graduating batch) A. UG to PG/ B. PG to M. Phil./Ph. D: C. PhD to Post doctoral: ·61% to 100% (5) Marks ·41% to 60% (4) Marks ·√ 21% to 40% (3) Marks ·20% & Less (2) Marks	5	Yes	3	3
5	Percentage of students qualifying in state/ national/ international level examinations during the year (e.g : NET/SLET/GATE/ GMAT/ CAT/ GRE/TOEFL/Civil Services/State government examinations) ·No of appeared students 02 ·No of Qualified students 02 ·√ Above 2% (of appeared students) (5) Marks ·Less than 2% (of appeared students)- (2) Marks	5	Yes	5	5
6	Percentage of placement of outgoing students during the last year Name of the employer with contact details Number of students placed Name of the employer with contact details Number of students placed ·31 % To 100% (5) Marks ·21 to 30% (3) Marks ·√ 11 to 20 % (2) Marks ·1 to 10% (1) Marks	5	Yes	2	2
7	Number of research papers published in the Journals notified on UGC website during the years (ISSN Only- (Total Papers ÷ Total Teachers) ×100 ·No of Paper published 21 ·Per teacher Three Papers-76 % to 100 % (10) Marks ·√ Per teacher Two Papers - 51% to 75 % (8) Marks ·Per teacher One Paper - 26 % to 50 % (5) Marks ·Per teacher Below One Paper – 1% to 25% (2) Marks	10	Yes	8	8

8	Books and chapters in edited volumes / books published, and papers in national / international conference-proceedings per teacher during the year (ISBN / ISSN Only) ·Number of papers Published in Proceeding during Year:- (1 Mark per Paper, Maximum 5 Marks) 03 ·Number of Books Published during Year :- (1 Mark Per Book, Maximum 5 Marks) 05 ·Chapters in books Published during Year :- (0.5 Mark Per Chapter, Maximum 5 Marks) 01	15	Yes	9	9
9	No. of faculty members presented papers in symposium / workshop / conference / seminar in last year. (1 Mark per Paper, Maximum 5 Marks)	5	Yes	3	3
10	No. of Faculties contributed as resource persons at QIP/symposium /workshop / conference / seminar in last year. (1 Mark per Resource Person, Maximum 5 Marks)	5	Yes	5	5
11	No. of Students Completed M. Phil/Ph. D under the guidance of faculty Members in College. (1 Mark per Student, Maximum 5 Marks)	5	Yes	2	2
12	No. of Major/Minor Research Projects undertaken by faculty. (1 Mark per Project, Maximum 5 Marks)	5	No	0	0
13	Number of awards and recognition received by faculty from Government /recognized bodies during the year (1 Mark per Award/Recognitions) Total Number of Awards & Recognitions :	5	Yes	5	5
14	Number of awards/medals for outstanding performance in sports/cultural activities at university/state/national/international level etc. (award for a team event should be counted as one) during the year ·International (Sports/ Cultural) (3) Marks ·National (Sports/ Cultural) (2) Marks	5	No	0	5
15	Sports Scholarship received by the college during last year.	5	Yes	5	5
16	Percentage of students benefitted by Vocational Education and Training (VET)/Skill education/professional education during the year ·51 to 100% (5) Marks ·✓ 26 to 50% (3) Marks ·1% to 25 % (2) Marks	5	Yes	3	3

Grade :-

81% and Above = A+

71% to 80% = A

61% to 70% = B

51% to 60% = C

50% and Below = D

	College Marks	Committee Mark
Total Marks :-	100.00	
Mark's of obtained :-	65.00	75.00
Percentage Of marks :-	65.00%	75.00%
Grade :-	B	A

Handwritten signature
30/4/2022

Handwritten signature
30/4/2022

(U. A. Patil 30/04/2022)

Member

Dr. U. A. Patil

(P. B. Patil 30/4/2024)

Chairman

Prin. Dr. Smt. P. B. Patil





स्थानिक चौकशी समितीची निरीक्षणे

अ.क्र.	स्थानिक चौकशी समितीची निरीक्षणे
1	<p>Respected Sir,</p> <p>After going through the supportive documents, we came to conclusion that the data provided by the college is authentic and supportive for the process of academic audit. So, we have completed Academic Audit process and submitting the reports regarding the details provided by the institution. Please kindly accept obliged.</p>

1. Details of the College:

Name of the College	Shri. Vijaysinha Yadav Arts & Science College
Address & City with PIN:	Peth-Vadgaon; Tal. : Hatkanangale; Dist. : Kolhapur State: Maharashtra PIN: 416112
Website:	www.vympv.ac.in

CRITERION WISE MARKS				
		Marks Assigned	Self Assessment	Assessment by AAA Committee
Part-A-NAAC (Refer NAAC manual for additional information)				
1	Curricular Aspects	100	66	66
2	Teaching-Learning and Evaluation	350	264	167
3	Research, Innovations and Extension	120	68	64
4	Infrastructure and Learning Resources	100	69	67
5	Student Support and Progression	130	72	67
6	Governance, Leadership and Management	100	77	75
7	Institutional Values and Best Practices	100	86	75
Total A		1000	702	581
Part-B-OAFA				
8	Office Administration and Financial Audit	200	182	182
Part-C-NIRF				
9	National Institutional Ranking Framework	100	31	32
Part-D-Departmental Profile				
10	Departmental Profile (Average of All Departments)	150	61.52	61.52
Part-E-Faculty Profile				
11	Faculty Profile (Average of All Faculty)	50	50	50
Grand Total		1500	1026.52	906.52

AAA Peer Team Members	Name & Signature
Chairman	DR. S. T. Salunkhe 
Peer Team Member	Dr. U. S. Shelke 
Coordinator	Dr. C. B. Mane 
Co-Coordinator	Dr. D. J. Bhandare 

Academic Year: 2019-20





General Observations of AAA Committee

Name of the College:

Shri. Vijaysinha Yadav Arts & Science College, Peth Vadgaon

Date of the Visit: 28/10/2020

A-NAAC		Observations
1	Curricular Aspects	i) Increase the no. of short term, skill and value added courses. ii) Improve the feedback mechanism and uploaded on website. iii) Participation of faculty in curriculum design.
2	Teaching-Learning and Evaluation	i) Improve the mechanism of slow and advanced learners. ii) Start more number of student centric activities. iii) Need to start LCS/ LMS and e-content, CIE and SCS.
3	Research, Innovations and Extension	i) Organize the expert lecture on IPR. ii) Develop ICT room for LCS. iii) To develop incubation centre. iv) Focus of research culture.
4	Infrastructure and Learning Resources	i) To increase ICT, LCD projector. ii) Develop no. of smart classroom. iii) Full automation of library. iv) Campus with WiFi.
5	Student Support and Progression	i) Focus on Industrial scholarship mechanism. ii) Focus of student placement and progression. iii) Strengthen the alumni and student council.
6	Governance, Leadership and Management	i) Financial help for seminar and conferences. ii) Organization of programme for teaching and non teaching. iii) Fund generation from various organization.
7	Institutional Values and Best Practices	i) Green audit and waste management in proper way. ii) Code of conduct prepare and display on website. iii) Prepare the best practices decide as per guideline of NAAC.
B-Office Administration and Financial Audit		i) Automation required.
C-NIRF		No suggestion
D-Departmental Profile		i) Improve the no. of student centric activity and research culture.
E-Faculty Profile		i) Think to improve the student centric activity.

AAA Peer Team Members	Name & Signature
Chairman	Dr. S. T. Salunkhe 
Peer Team Member-1	Dr. U. S. Shelke 
Coordinator	Dr. C. B. Mane 
Co-Coordinator	Dr. D. J Bhandare 

2. Contact Details

Designation	Name	Telephone	Mobile & Email
Principal	Dr Vijaya Chavan	O:(0230) 2471599 R:	Mobile- 9421181666 Email:mrs.vijaya.chavan@gmail.com
Vice Principal	-----	O: ---- R: ----	Mobile- ---- Email ----
IQAC Co-coordinator	Dr C. B, Mane	O:(0230) 2471599 R:	Mobile: 9763209026 Email: cbmane007@gmail.com

3. Status of the Institution:

Affiliated College

4. Type of Institution:

a. By Gender: Co-education

b. By Shift: Day

5. It is a recognized minority Institution: No

6. Sources of funding: Grant-in-aid ✓

7. a. Date of establishment of the college: ...18-07-1999

b. University to which the college is affiliated /or which governs the college (If it is a constituent college) Shivaji University, Kolhapur

c. Details of UGC recognition:

Under Section	Date, Month & Year (dd-mm-yyyy)	Remarks (If any)
i. 2 (f)	16-08-2011	Permanent
ii. 12 (B)	16-08-2011	Permanent

(Enclose the Certificate of recognition u/s 2 (f) and 12 (B) of the UGC Act)

d. Details of recognition/approval by statutory/regulatory bodies like AICTE, NCTE, MCI, DCI, PCI, RCI etc (other than UGC).

8. Does the affiliating university Act provide for conferment of autonomy (as recognized by the UGC), on its affiliated colleges? Yes✓ No

If yes, has the College applied for availing the autonomous status? :No

9. Is the college recognized

a. by UGC as a College with Potential for Excellence (CPE)? : No

If yes, date of recognition: (dd/mm/yyyy)

b. Is the college recognized for its performance by any other governmental agency?

: No

10. Location of the campus and area in sq.mts:

Location *	Semi-urban [Grade C Vadgaon Municipality]
Campus area in sq. mts.	15427
Built up area in sq. mts.	4000

(* Urban, Semi-urban, Rural, Tribal, Hilly Area, Any others specify)

11. Details of programmes offered by the college (Give data for current academic year)

Sr.N	Programme Level	Name of the Programme/ Course	Duration	Entry Qualification	Medium of instruction	Sanctioned/ approved Student strength	No. of students admitted
1	Under-Graduate	B.A., B.Sc. & B.Com.	03 Years	12 th Pass	Marathi & English		
2	Post-Graduate						
3	Integrated PG Programmes						
4	Ph.D.						
5	M.Phil.						
6	Certificate Courses	1.Spoken English	06 Months	12 th Pass	English		24
7	Diploma						
8	Advanced Diploma						
9	PG Diploma						
10	Skill Development Courses	1.Preparation of Household Chemicals	03 Months	12 th Pass	English		40
		2. Hindi Anuvad Abhyaskram	03 Months	12 th Pass	Hindi		11

12. Does the college offer self-financed Programmes? Yes No ✓

If yes, how many? _____

13. New programs introduced in the college during the year if any?

Yes ✓		Numbers	01 (B.Com.I)
-------	--	---------	--------------

14. List the Academic departments: (respond if applicable only and do not list facilities like Library, Physical Education as departments, unless they are also offering academic degree awarding programmes. Similarly, **(do not list the departments offering common compulsory subjects for all the programmes like English, regional languages etc.)**)

Faculty	Name of the Department (eg.Physics, Botany, History etc.)	UG	PG	Research
Arts	Marathi; Hindi; English; Geography; History; Economics; Sociology; Political Science	08	Nil	Nil
Commerce	Nil	Nil	Nil	Nil
Science	Physics; Chemistry; Mathematics; Zoology; Botany; Computer Science; Microbiology	07	Nil	Nil
Any Other	Nil	Nil	Nil	Nil

15. Number of teaching and non-teaching positions in the Institution

[illegible]

16. *Qualifications of the teaching staff:*

Highest qualification	Professor		Associate Professor		Assistant Professor		Total
	M	F	M	F	M	F	
Permanent teachers							
D.Sc./D.Litt.	--	--	--	--	--	--	--
Ph.D.	--	--	05	01	14	--	20
M.Phil.	--	--	--	--	15	--	15
PG	--	--	01	00	08	01	10
Temporary teachers							
Ph.D.	--	--	--	--	01	03	04
M.Phil.	--	--	--	--	01	--	01
PG	--	--	--	--	13	32	45
Part-time teachers							
Ph.D.	--	--	--	--	--	--	--
M.Phil.	--	--	--	--	--	--	--
PG	--	--	--	--	--	--	--

17. *Number of Visiting Faculty/Guest Faculty engaged with the College.* NIL

18. *Furnish the number of the students admitted to the college during the last four academic years.*

Categories	Year 1 [2016-17]		Year 2 [2017-18]		Year 3 [2018-19]		Year 4 [2019-20]	
	M	F	M	F	M	F	M	F
SC	75	60	69	59	57	66	76	96
ST	--	--	--	--	01	01	01	--
OBC	94	97	90	109	85	103	89	125
General	282	464	282	398	268	411	294	412
Others (NT & SBC)	87	65	108	66	98	66	97	78

19. **Details on students enrollment in the college during the current academic year: [2019-20]**

Type of students	UG	PG	M. Phil.	Ph.D.	Total
Students from the same	1268	--	--	--	1268
State where the college is located	1268	--	--	--	1268
Students from other states of India	--	--	--	--	--
NRI students	--	--	--	--	--
Foreign students	--	--	--	--	--
Total	1268	--	--	--	1268

20. **Unit Cost of Education** (Unit cost = total annual recurring expenditure (actual) divided by total number of students enrolled)

(a) Including the salary component

Rs. 53715/-

(b) Excluding the salary component

Rs. 14556/-

21. **Date of accreditation*** (applicable for Cycle 2, Cycle 3, Cycle 4 and re-assessment only)

Cycle	Date (dd/mm/yyyy)	Outcome / Result
NAAC Cycle1:	22/12/2007	2.67 CGPA with B
NAAC Cycle2:	16/09/2016	2.83 CGPA with B+ +
NAAC Cycle3:	-----	-----

22. **Date of establishment of Internal Quality Assurance Cell IQAC)**

...16/01/2008..... (dd/mm/yyyy)

23. **Details regarding submission of Annual Quality Assurance Reports (AQAR) to**

AQAR (I) 12/06/2009 [2008-09]

AQAR (II) 13/07/2010 [2009-10]

AQAR (III) 13/08/2011 [2010-11]

AQAR (IV)	16/10/2012	[2011-12]
AQAR (V)	06//09/2013	[2012-13]
AQAR (VI)	23/05/2015	[2013-14]
AQAR (VII)	23/08/2015	[2014-15]
AQAR (VIII)	30/09/2016	[2015-16]
AQAR (IX)	02/05/2018	[2016-17]
AQAR (X)	28/12/2018	[2017-18]
AQAR (XI)	05/12/2019	[2018-19]




Principal
Shri. Vijaysinha Yadav College
Peth Vadgaon, Dist. Kolhapur.




Academic and Administrative Audit (AAA)


Academic Year: 2018-19

1. Details of the College:

Name of the College	Shri Vijaysinha Yadav Arts and Science College
Address & City with PIN:	Latwade Road, Peth Vadgaon Tal. Hatkanangale Dist. Kolhapur Pin. 416112
Website :	www.vympv.ac.in

CRITERION WISE MARKS				
		Marks Assigned	Self Assessment	Assessment by AAA Committee
Part - A – NAAC (Refer NAAC manual for additional information)				
1	Curricular Aspects	100	63	59
2	Teaching-Learning and Evaluation	350	235	165
3	Research, Innovations and Extension	120	82	55
4	Infrastructure and Learning Resources	100	65	61
5	Student Support and Progression	130	70	40
6	Governance, Leadership and Management	100	71	53
7	Institutional Values and Best Practices	100	80.5	78.5
Total A		1000	666.5	511.5
Part - B - OAFA				
8	Office Administration and Financial Audit	200	180	180
Part - C - NIRF				
9	National Institutional Ranking Framework	100	30	30
Part - D - Departmental Profile				
10	Departmental Profile (Average of All Departments)	150	54.26	54.26
Part - E - Faculty Profile				
11	Faculty Profile (Average of All Faculty)	50	50	50
Grand Total		1500	980.76	825.76

AAA Peer Team Members	Name	Signature
Chairman	Prin.Dr. Milind Hujare	
Peer Team Member	Prin. Dr. Yojana Jugale	
Coordinator	Dr.Suresh Patil	


20/04/19

Academic and Administrative Audit (AAA)

Academic Year: 2018-2019

General Observations of AAA Committee

Name of the College: Shri Vijaysinha Yadav Arts and Science College

Date of the Visit : 20/04/2019




A - NAAC		Recommendations
1	Curricular Aspects	Value adding, skill based certificate courses be enhanced Online feedback on curricular aspects be introduced
2	Teaching-Learning and	Classrooms with ICT facilities be made LPS be in common use of faculty Attendance of students be monitored to reduce drop out
3	Research, Innovations and Extension	Functional MOU with reputed industries be enhanced Incubation center be established
4	Infrastructure and Learning	Up gradation of library and sports facility is an urgent need Facilities humanities departments be enhanced
5	Student Support and	Placement cell be proactive Mentor mentee scheme be effective Alumni association be registered
6	Governance, Leadership and	Strategic and perspective plan be followed for overall development of institute
7	Institutional Values and Best Practices	Culture for innovative thinking needs to be promoted
B - Office Administration and Financial Audit		Account be updated daily
C - NIRF		Participation appreciated, score be enhanced
D - Departmental Profile		Departmental profile be enhanced related to student centered activities
E - Faculty Profile		Need of integrating technology in teaching Methods like Micro group teaching, case based discussions, problem based tutorials be followed in Teaching

20/04/19

20/04/19

20/04/19

Academic and Administrative Audit (AAA)

AAA Peer Team Members	Name & Signature
Chairman	 (Prin. Dr. M.S. Hujare)
Peer Team Member-1	 (Prin. Dr. Mrs. Yojana v. Jugale)
Peer Team Member-2	
Coordinator	Dr. S.P. Patil - 

Academic and Administrative Audit (AAA)

1. Details of the College:

Name of the College	Shri. Vijaysinha Yadav Arts & Science College
Address & City with PIN:	Peth-Vadgaon; Tal. : Hatkanangale; Dist. : Kolhapur State: Maharashtra PIN: 416112
Website:	www.vympv.ac.in

CRITERIONWISE MARKS				
		Marks Assigned	Self Assessment	Assessment by AAA Committee
Part-A-NAAC (Refer NAAC manual for additional information)				
1	Curricular Aspects	100	30	
2	Teaching-Learning and Evaluation	350	191	
3	Research, Innovations and Extension	120	62	
4	Infrastructure and Learning Resources	100	63	
5	Student Support and Progression	130	63	
6	Governance, Leadership and Management	100	55	
7	Institutional Values and Best Practices	100	70.5	
	Total A	1000	534.5	
Part-B-OAFA				
8	Office Administration and Financial Audit	200	183	
Part-C-NIRF				
9	National Institutional Ranking Framework	100	27	
Part-D-Departmental Profile				
10	Departmental Profile (Average of All Departments)	150	72.7	
Part-E-Faculty Profile				
11	Faculty Profile (Average of All Faculty)	50		
	Grand Total	1500		

AAA Peer Team Members	Name & Signature
Chairman	DR. N.S. Dharmadhikari
Peer Team Member	NIL
Coordinator	NIL
Coordinator	NIL

Academic and Administrative Audit (AAA)

Academic Year: 2017-18

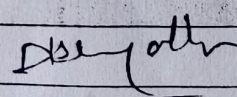
General Observations of AAA Committee

Name of the College:

Shri. Vijaysinha Yadav Arts & Science College, Pethvadgaon

Date of the Visit: 01/02/2019

A-NAAC		Observations
1	Curricular Aspects	Curriculum delivery, planning is good.
2	Teaching-Learning and Evaluation	ICT based technology initiated Enhancement be done in this regard.
3	Research, Innovation and Extension	19 Ph.D. holders published 19 Research Papers
4	Infrastructure and Learning Resources	Available - Sufficient & utility is made.
5	Student Support and Progression	Students progression from U.G. to PG, employment, self employment, is to be increased.
6	Governance, Leadership and Management	e-Governance structure be increased.
7	Institutional Values and Best Practices	Satisfactory.
B-Office Administration and Financial Audit		done
C-NIRF		Good Participation in NIRF.
D-Departmental Profile		Must be enriched related NAAC.
E-Faculty Profile		Further progress to be done every year.

AAA Peer Team Members	Name & Signature
Chairman	Dr. N.S. Dharmadhikari 
Peer Team Member-1	
Peer Team Member-2	
Coordinator	

2. Contact Details

Designation	Name	Telephone	Mobile&Email
Principal	DrVijayaChavan	O:(0230) 2471599 R:	Mobile- 9421181666 Email:mrs.vijaya.chavan@gmail.com
Vice Principal	-----	O: ---- R: ----	Mobile- ---- Email ----
IQAC Co-coordinator	DrS.P,Patil	O:(0230) 2471599 R:	Mobile: 9970129775 Email: sureshpatil3692@gmail.com

3. Status of the Institution:

Affiliated College

4. Type of Institution:

a. By Gender:Co-education

b. By Shift: Day

5. It is a recognized minority institution: No

6. Sources of funding:

Grant-in-aid ✓

7. a. Date of establishment of the college: ...18-07-1999

b. University to which the college is affiliated /or which governs the college (If it is a constituent college) Shivaji University, Kolhapur

c. Details of UG Recognition:

Under Section	Date, Month & Year (dd-mm-yyyy)	Remarks (If any)
i. 2 (f)	16-08-2011	Permanent
ii. 12 (B)	16-08-2011	Permanent

(Enclose the Certificate of recognition u/s 2 (f) and 12 (B) of the UGC Act)

d. Details of recognition/approval by statutory/regulatory bodies like AICTE, NCTE, MCI, DCI, PCI, RCI etc (other than UGC).

8. Does the affiliating university Act provide for conferment of autonomy (as recognized by the UGC), on its affiliated colleges? Yes ✓

No

If yes, has the College applied for availing the autonomous status? :No

9. Is the collegerecognized

a. byUGC as a Colleg ewith Potential for Excellence (CPE)? : No

If yes, date of recognition: (dd/mm/yyyy)

b. Is the colleg erecognized forits performance by any other governmental agency?

: No

Ifyes, Nameoftheagency and

Date of recognition: (dd/mm/yyyy)

10. Locationo fthe campusand area insq.mts:

Location *	Semi-urban [Grade C Vadgaon Municipality]
Campus areain sq. mts.	15427
Built up areain sq. mts.	4000

(* Urban, Semi-urban, Rural, Tribal, HillyArea,Anyothers specify)

11. Details of programmes offered by the college(Givedata for current academic year)

Sr.N	Programme Level	Nameofthe Programme/ Course	Duration	Entry Qualification	Medium of instruction	Sanctioned/ approved Student strength	No. of students admitted
1	Under-Graduate	B.A.& BSc.	03 Years	12 th Pass	Marathi & English		1181
2	Post-Graduate						
3	Integrated PG Programmes						
4	Ph.D.						
5	M.Phil.						
6	Certificate Courses	Spoken English	06 Months	12 th Pass	English		24
7	Diploma						
8	Advanced Diploma						
9	PG Diploma						
10	Skill Development Courses						

12. Does the college offer self-financed Programmes? Yes No

Ifyes, how many? _____

13. New programmes introduced in the college during the years if any?

Yes	No	Numbers	
-----	----	---------	--

14. *List the Academic departments:* (respond if applicable only and do not list facilities like Library, Physical Education as departments, unless they are also offering academic degree awarding programmes. Similarly, (do not list the departments offering common compulsory subjects for all the programmes like English, regional languages etc.)

Faculty	Name of the Department (eg. Physics, Botany, History etc.)	UG	PG	Research
Arts	Marathi; Hindi; English; Geography; History; Economics; Sociology; Political Science	08	Nil	Nil
Commerce	Nil	Nil	Nil	Nil
Science	Physics; Chemistry; Mathematics; Zoology; Botany; Computer Science; Microbiology	07	Nil	Nil
Any Other	Nil	Nil	Nil	Nil

15. *Number of teaching and non-teaching positions in the Institution* ✓

	Teaching Faculty						Administrative Staff			
	Professor		Associate Professor		Assistant Professor		Non-Teaching		Technical	
	M	F	M	F	M	F	M	F	M	F
Sanctioned by the UGC/ University / State Government	—	—	—	—	33	—	20	01	—	—
Recruited					23	03	20	01		
Yet to recruit					10	—	—	—	—	—
Sanctioned by the Management/ society or other authorized bodies										
Recruited					08	12	08	—	—	—
Yet to recruit					—	—	—	—	—	—

16. *Qualifications of the teaching staff:*

Highest qualification	Professor		Associate Professor		Assistant Professor		Total
	M	F	M	F	M	F	
Permanent teachers							
D.Sc./D.Litt.							
Ph.D.					15	02	17
M.Phil.					15	02	17
PG					05	01	06
Temporary teachers							
Ph.D.							
M.Phil.							
PG							
Part-time teachers							
Ph.D.					01	02	03
M.Phil.							
PG					11	18	29

17. *Number of Visiting Faculty/Guest Faculty engaged with the College.* _____

18. *Furnish the number of the students admitted to the college during the last four academic years.*

Categories	Year1[2013-14]		Year2[2014-15]		Year 3[2015-16]		Year4[2016-17]	
	M	F	M	F	M	F	M	F
SC	43	59	62	80	54	74	75	60
ST	—	—	—	—	—	—	—	—
OBC	38	70	63	102	56	67	49	39
General	256	421	256	407	285	427	282	464
Others	80	97	95	205	101	126	132	123

19. Details on students enrollment in the college during the current academic year: [2017-18]

Type of students	UG	PG	M. Phil.	Ph.D.	Total
Students from the same state where the college is located	1181	-	--	--	1181
Students from other states of India	--	--	--	--	--
NR I students	---	---	---	---	---
Foreign students	---	---	---	---	---
Total	1181	---	---	---	1181

20. **Unit Cost of Education** (Unit cost = total annual recurring expenditure (actual) divided by total number of students enrolled)

(a) Including the salary component

Rs. 54566.86/-

(b) Excluding the salary component

Rs. 22388.68/-

21. **Date of accreditation*** (applicable for Cycle 2, Cycle 3, Cycle 4 and re-assessment only)

Cycle	Date (dd/mm/yyyy)	Outcome/Result
NAAC Cycle 1:	22/12/2007	2.67 CGPA with B
NAAC Cycle 2:	16/09/2016	2.83 CGPA with B+ +
NAAC Cycle 3:	-----	-----

22. **Date of establishment of Internal Quality Assurance Cell (IQAC)**

...16/01/2008..... (dd/mm/yyyy)

23. **Details regarding submission of Annual Quality Assurance Reports (AQAR) to AQAR (i) 12/06/2009 [2008-2009]**

AQAR (ii) 13/07/2010 [2009-10]

AQAR(iii) 13/08/2011[2010-11]

AQAR(IV) 16/10/2012[2011-12]

AQAR(v) 06//09/2013 [2012-13]

AQAR(VI) 23/05/2015 [2013-14]

AQAR(vii) 23/08/2015 [2014-15]

AQAR(viii) 30/09/2016 [2015-16]

AQAR(ix) 02/05/2018 [2016-17]